

SPB-220

High Performance Microwave Coax Cable

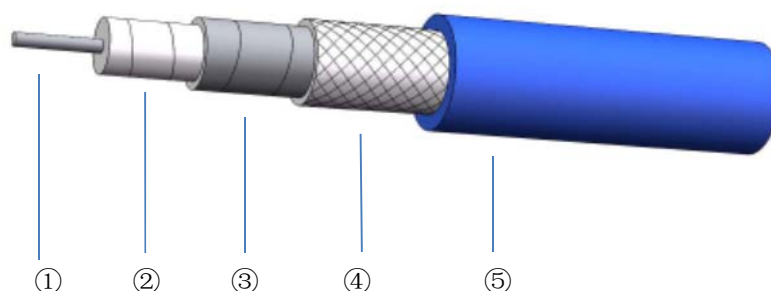
Product Description

Superlink SPB series coaxial cable is constructed with low density PTFE dielectric and silver plated copper foil and has very low loss. It keeps a high phase stability and amplitude stability while bending. Performance hardly vary in broad frequency range. It can be applied to most of harsh conditions which require strict standard like military radar, electronic warfare and airborne equipment.

Feature & Benefit

- 82%Vp PTFE+SPC Foil
- Excellent stability
- Equivalent to CNX3506

Product Structure

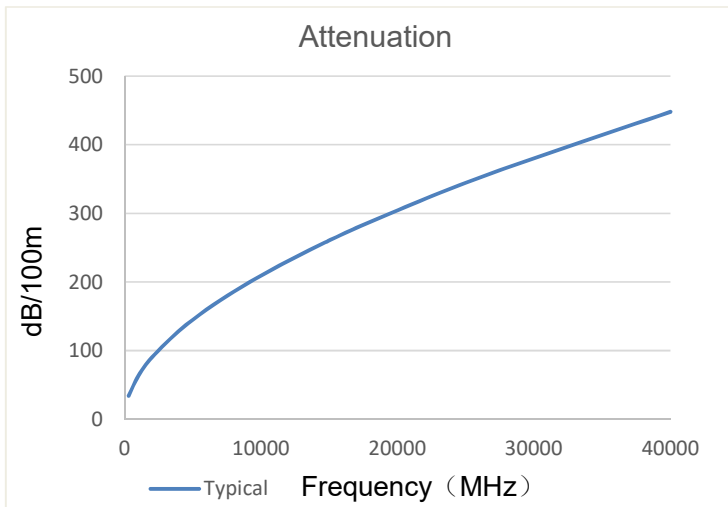


	①Center Conductor	②Dielectric	③Outer Conductor	④Outer shield	⑤Jacket
Material	SPC	LD PTFE	SPC	SPC	FEP
Size (mm)	0.51±0.02	1.37±0.03	1.50±0.10	1.85±0.10	2.20±0.10

Specifications

Impedance	50Ω
Operation Frequency	40GHz
Velocity of Propagation	82%
Shielding Effectiveness	90dB
Voltage Withstand	500V,DC
Time Delay	4.38ns/m
Phase Stability(Bending)	±10° 40GHz
Phase Stability(Tem)	600PPM (-55~85℃)
Amplitude Stability	±0.15dB 40GHz
Bend Radius:repeated	36mm
Bend Radius:installation	15mm
Weight	18g/m
Temp, Operating&Installation	-55~165℃
Temp, Storage	-65~165℃

Attenuation (Typical@25°C VSWR=1.0)



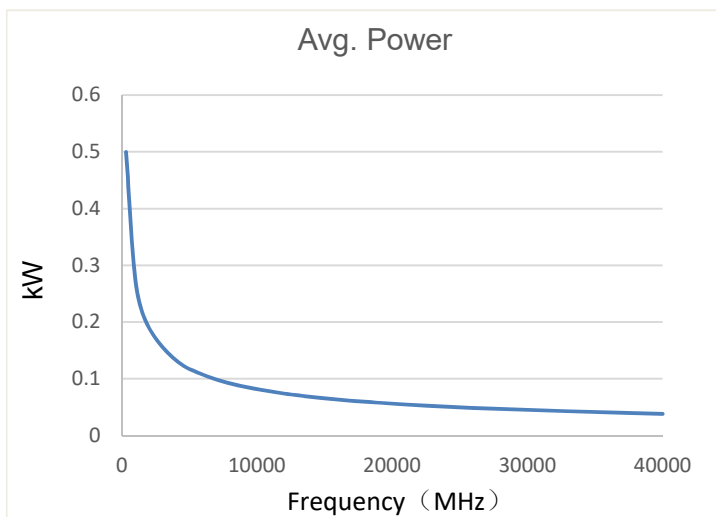
Frequency(MHz)	Attenuation (dB/100m)
300	34.2
1000	63.1
2000	90.1
4000	129.1
6000	159.7
8000	186.0
10000	209.5
12000	231.0
14000	251.0
15000	260.6
18000	287.7
26500	355.9
40000	448.0

$$K1= 1.950000$$

$$K2= 0.001450$$

$$\text{Attenuation}=K1*\sqrt{F}+K2*F$$

Power (40°C VSWR=1.0 Sea Level)



Frequency(MHz)	Avg.Power (kW)
300	0.500
1000	0.271
2000	0.190
4000	0.132
6000	0.107
8000	0.092
10000	0.082
12000	0.074
14000	0.068
15000	0.066
18000	0.059
26500	0.048
40000	0.038

Ver A-1